

[www.care-challenge.com](http://www.care-challenge.com)

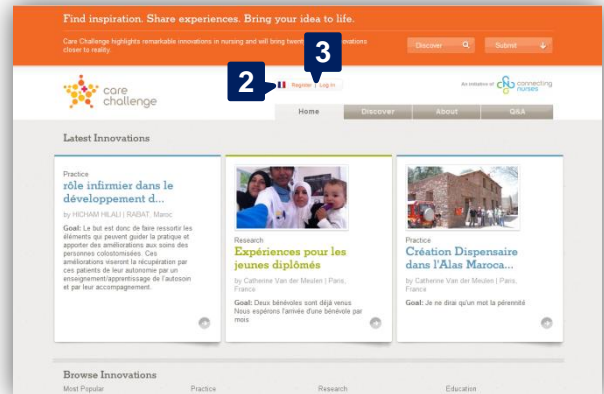
## I – Create your profile

**1** Go to the Home Page :

<http://www.care-challenge.com>

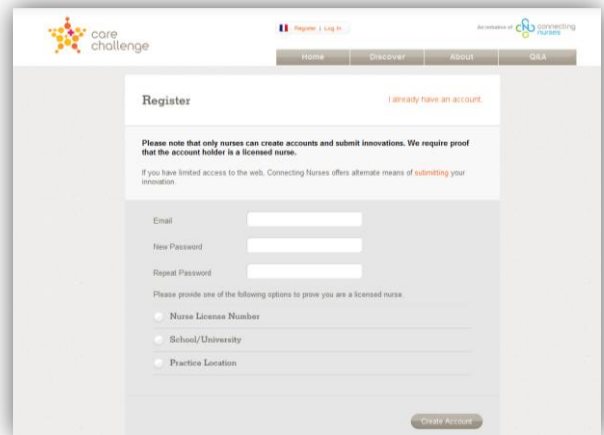
**2** Select the language by clicking on the flag (French or English)

**3** Click on “Register”



**4** In order to prove your status as a licensed nurse, fill in the registration form by completing one of the 3 options.

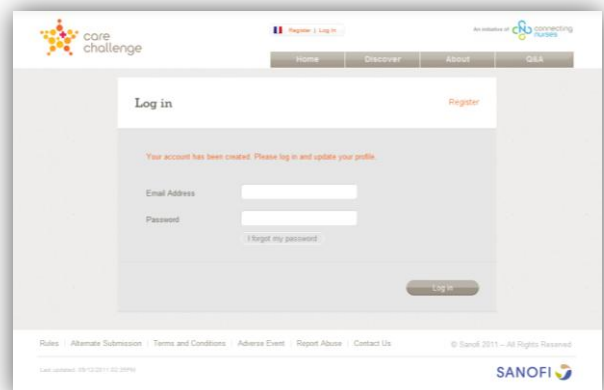
**5** Confirm by clicking on “Create Account”



## II – Register yourself

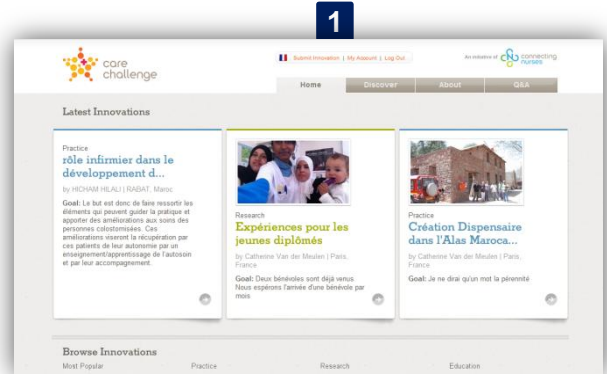
**1** Fill in email address and password

**2** Confirm by clicking on “Log in”



# III – Submit your initiatives

1 Click on “Submit Innovation”



You can choose between two categories:

- **Nurse in the Limelight**

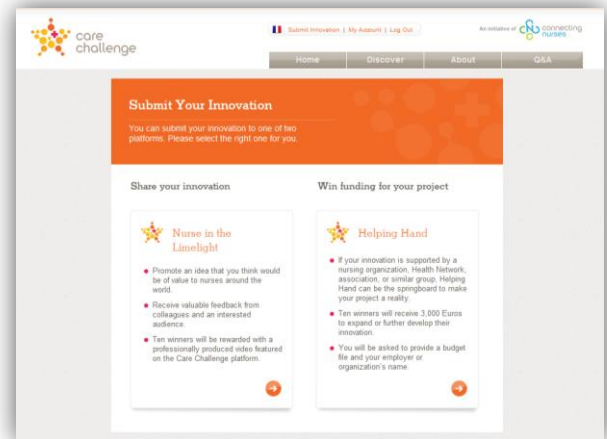
- **Helping Hand**

2 Click on the link arrow to choose the category :

“Nurse in the Limelight” to win a video that will showcase your project.

2' Click on the link arrow to choose the category :

“Helping Hand” to win 3000 Euros to begin or continue to develop your initiative.



3 Fill in the fields to describe your idea and then click “Next”

Category : **Nurse in the Limelight**

Category : **Helping hand**

**4** To illustrate your innovation, tick the boxes “video” or “photographs”.

If you do not have any illustration, click on “Text”.

Then click on “Next”

For the video, first upload your video on youtube-a free online video service. Go to this link if you need help, it will explain you how to do it:

<http://www.youtube.com/watch?v=9w-gQAwS2uc>

Once your video is hosted on YouTube, you will just have to copy the link of your video in the empty space during the submission process.

Maximum size allowed for video is 20Gb, 5 minutes long. Allowed formats are WebM files, MPEG4, 3GPP, MOV files, AVI, MPEGPS, WMV, FLV.

If you want to add photos to your initiative, select photos you will be able to select up to five photos (maxi...) from your computer.

Click on “Browse” to find the photo on your computer. Underneath, you can add a name to your photo.

Click on “add another photo” if you want to download another photo.

**5** Verify your information, tick the boxes to accept the terms and conditions.

Then click on « Submit Innovation »

You have 24 hours to modify your submission. After this delay, You will not be able to modify it anymore.

Afterwards, it will be in progress of validation by our teams (at least 2 weeks) and will be published on the Care Challenge website once approved. If your initiative was rejected, you would have 60 days to make the required corrections and to resubmit your idea.

## IV – Share, communicate your initiatives

Once your initiative is online, you can :

- 1** Vote for your initiative
- 2** Share it on Facebook
- 3** Share it on Twitter
- 4** Send it via email



## V – Do you have questions?

If you have any questions, do not hesitate to contact us on the platform **Care-challenge**.

[http://www.care-challenge.com/fr/contact\\_us](http://www.care-challenge.com/fr/contact_us)

We will respond as soon as possible.